

## I en Teams tid – Det næste kapitel

Afholdt den 31. maj & 6. juni 2023

## Hvem vi er, og hvad du skal høre om

@ AV CENTER  
**Claus Thomas**

- Indflyvning til Teams møder og Møderum

@ Microsoft  
**Steven Christensen & Nikolaj Laursen**

- Hvordan gør Microsoft det?

@ Samsung  
**Ronnie Larsen**

- Teams' næste kapitel – Alle nyhederne du skal kende

@ Poly  
**Rasmus Skov, Lars Berlau**

- Eksempler på Teams Møderum af AV CENTER

- Værd at vide om sikkerhed og administration af Teams møderum

# AV-CENTER



Salg



Installation



Service



Undervisning



Udlejning



Cinema



Markedsledende



+25 års erfaring



+200 medarbejdere



AALBORG



AARHUS



KOLDING



ODENSE



KØBENHAVN

## Introduktion



Nøglen til smartere møder er at fokusere **alles** opmærksomhed



## Før

- Chat med deltagere
- Samarbejd på dokumenter og præsentationer
- Forbered en agenda, noter eller et Whiteboard



## Under

- Co-author Office dokumenter i realtid og samarbejd med fx 'digital ink'
- Deltag i chatten, følg med i transskriptionen (hvis tilgængelig)
- Skift layout og se andre deltagere på en ny måde
- Deltag hvor-som-helst fra, som om du var i rummet



## Efter

- Gennemse mødenoter, og arbejd videre på beskrevne opgaver og follow-ups
- Spar tid og kom tilbage i loopet ved at gennemse mødets noter, chat, filer eller optagelsen hvis du missede mødet
- Fortsæt chatten og samarbejd med filer og Whiteboard

## Teams møderumsoplevelsen



Dedikeret Microsoft Teams møde app



Udnyt eksisterende AV udstyr



Skalerbar til alle størrelser og behov



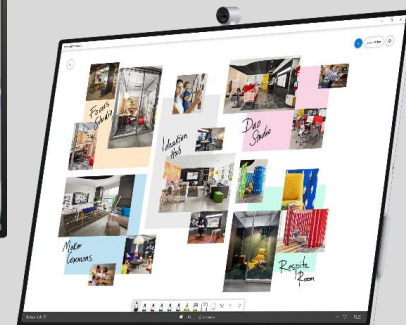
One Touch Join



Del nemt indhold på skærmen



Centralt touchpanel



## Microsoft Teams Rooms

Teams Rooms on Android



Teams Rooms on Windows



Surface Hub

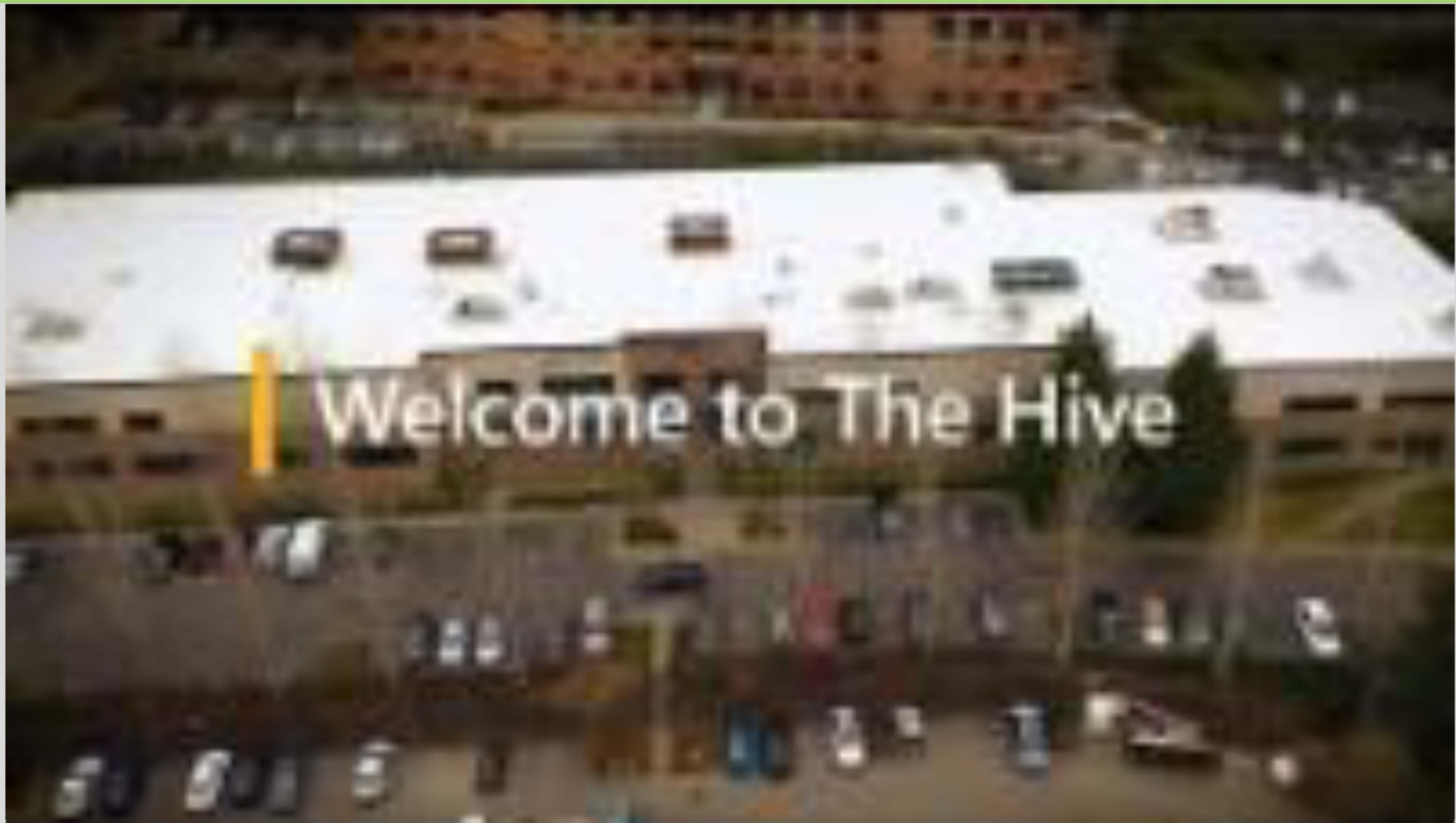




## Hvordan gør de hos Microsoft








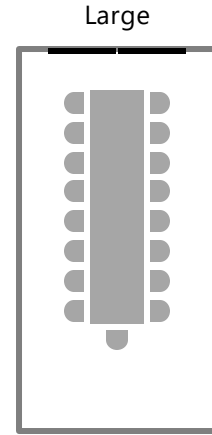
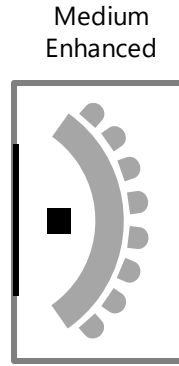
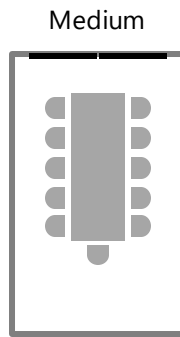


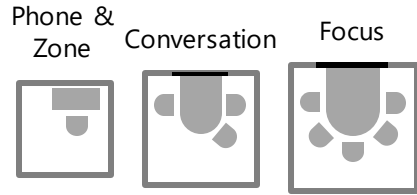
Welcome to The Hive



Examples of Microsoft's Newest Hybrid Meeting Rooms

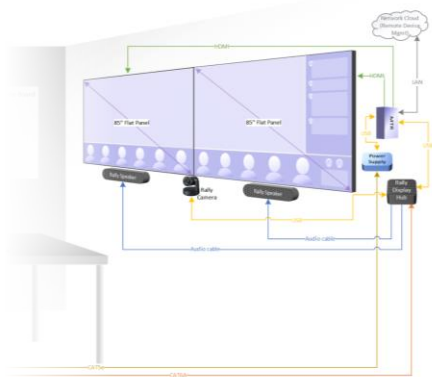


## Microsoft Digital owns internal AV Standards for the following spaces



### All Standards include:

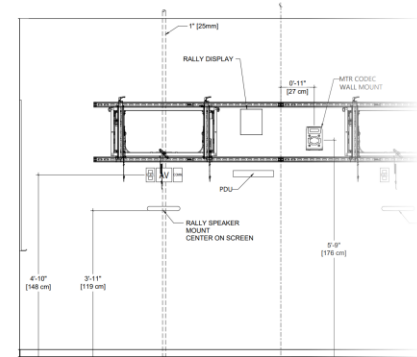
### Device Specifications & Configuration



### Bill of Materials

00: Medium Small Meeting   Logitech Tap   v 3.0.0		Representative Price
Line-Item Count:	19	Material Room Cost: NA USD 13,790.68
<b>[01] DISPLAY</b>		
2 EACH	MONITOR   SAMSUNG   QMSR   QMSR	USD 8,564.64
Application: Primary Displays		
<b>[04] DEVICE</b>		
1 EACH	COMPUTER   LENOVO   THINKSMART CORE   11XS00000   BLACK	USD 1,110.71
Application: MTR Com pute.		
1 EACH	CAMERA SPEAKER MICROPHONE   LOGITECH   RALLY PLUS   960-00R225	USD 1,748.08
Application: Install as per installation guide		
1 EACH	TOUCH PANEL CONTROLLER   LOGITECH   LOGITECH TAP WITH CAISE KIT   939-001950	USD 672.60
Application: Install on table		
1 EACH	MIC POD HUB   LOGITECH   RALLY MIC POD HUB   939-001647	USD 168.15
Application: Connect mics and mount under table		
<b>[05] CABLE</b>		
1 EACH	LAN   COMMSCOPE   CPC332-02F00K   MM06-AV7E-06	USD 5.16
Application: From MTR compute to SWC net		

### Install Instructions & Architectural Plans



1 INFRASTRUCTURE ELEVATION, TYPICAL  
SEE P10-11-P

# AV-CENTER

Devices are considered and selected for AV Standards at two tiers:

## 1. Program Level

- Fit to Teams feature requirements
- User experience & consistency
- Performance
- Serviceability
- Reliability
- Future-proofing

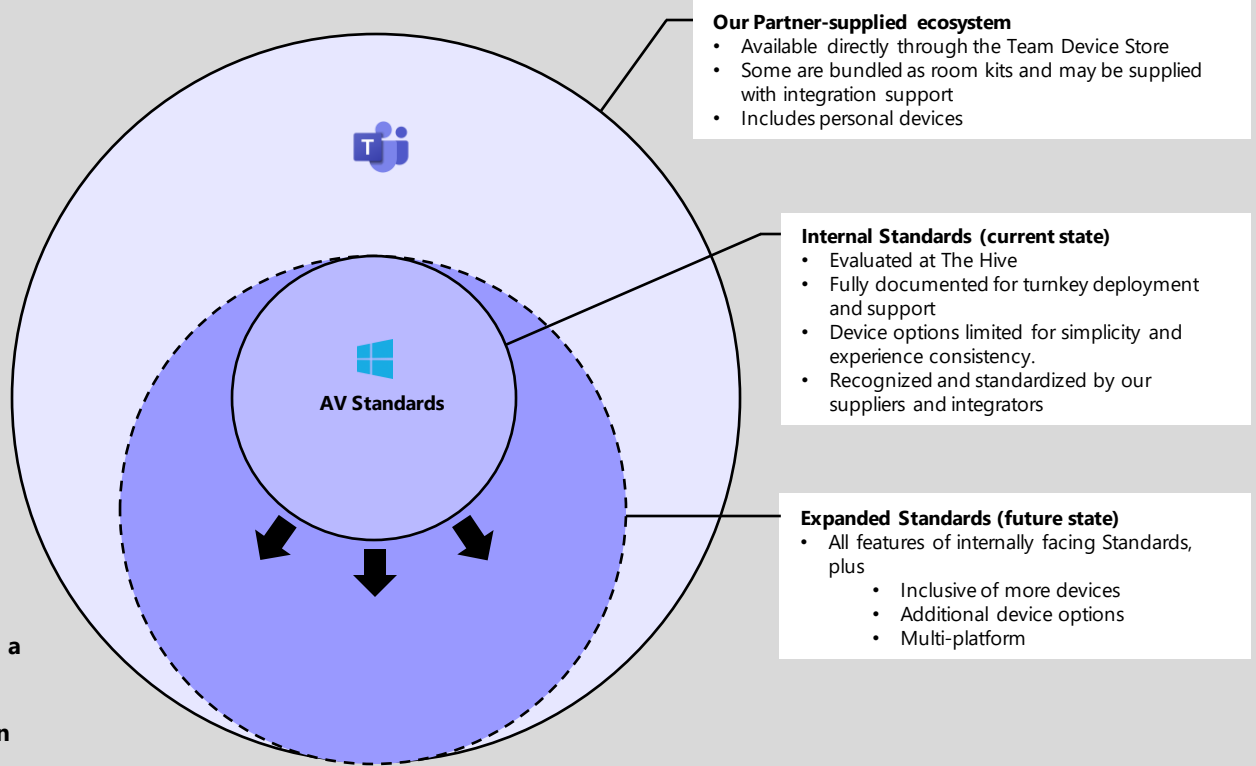
## 2. Project Level

- Lead time & availability at scale (OEM & Partner supply chain)
- Total cost of purchase, deployment, and ownership (considers infrastructure costs)
- Field feedback

**We evaluate objectively - not based on preferential partners or suppliers**

**New device submittals and evaluations are on a semi-annual basis**

**Existing Standards are subject to re-evaluation**



## Microsoft's approach to spaces

60%

30%

10%

Focus room



Large conference room



Small conference room



Medium conference room



Open flex | collab space



Hybrid optimized meeting room



Software-only or  
software + hardware

Software +  
hardware + furniture

Full  
remodel





## How do we Think about Hybrid?


Our vision for enabling a hybrid workplace through mixed-mode meetings is based across **3 domains**:



### Cultural

Provide an ecosystem to support choice around where, when, and how we work.

Promote behaviors that maximize inclusion and teach which technology is best for a given meeting type.



### Physical

Change the physical layout, including spatial design and furnishings, to be more agile, offering employees more flexibility.





























### Digital

Build on the foundation of Teams, ensuring consistent and up-to-date experiences and enhancements.




# AV-CENTER

Size (seats)	<b>Traditional</b> Meeting rooms balanced for both in-person and remote.	<b>Signature</b> New room designs, optimized for mixed-mode meetings	<b>Flexible/Interactive</b> For open or enclosed areas without fixed AV devices.
Focus (4-5)	  <p><i>Android devices anticipated in Q1FY23.</i></p>	 	 
Small (6-8)	 	 	 
Med (8-14)	 	 	  
L (14-24)	 	 	
XL (24-32)	 		

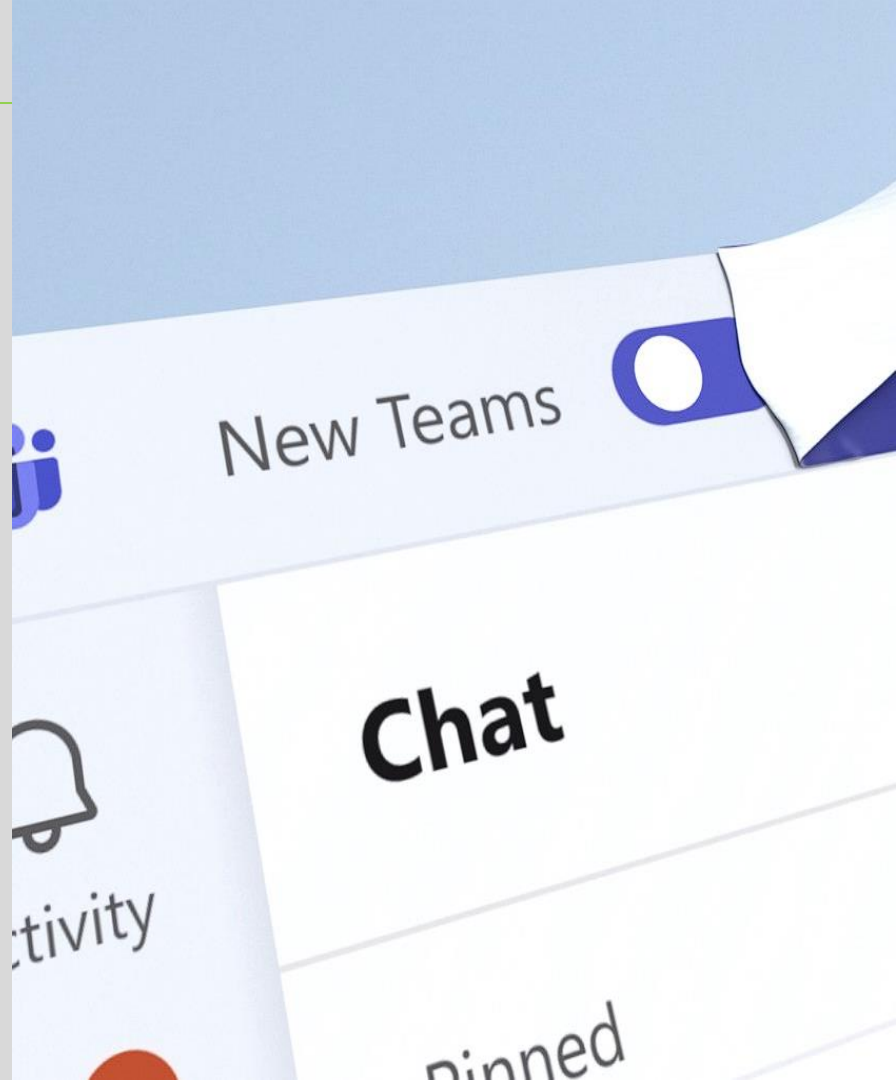


# AV-CENTER





## Teams' næste kapitel



## Microsofts hybrid vision

### Hear & Be Heard

Ensure that audio is clear and enhances everyone's visual experience.

### See & Be Seen

Ensure all meeting participants have a clear, inclusive view of each other.

### Immersive & Inclusive

All three experiences combined create immersive and inclusive meetings.



### Enable Collaboration

Provide ways to create and share content both during and after the meeting.





## Signature Microsoft Teams Rooms

- Signature Microsoft Teams Rooms optimize more natural, face-to-face interactions between in-room participants and remote participants
- Tables are curved so in-room attendees face the display and the A/V equipment stack
- Cameras, mounted at eye level, support a close-up view of faces in the meeting room, so eye gaze with remote attendees feels more life-like
- Spatial audio helps those in the room better hear remote attendees.\* AI noise suppression removes background noise, reducing distractions for remote attendees





## Help everyone be seen and heard with AI-enhanced high-quality audio and video

### IntelliFrame

Even in-room meeting participants have a place in the video gallery with IntelliFrame. IntelliFrame comes to life in multiple ways:

- Multi-stream intelligent cameras enable AI active speaker tracking and people recognition
- Cameras with advanced OEM AI features automatically frame in-room attendees
- For standard cameras, IntelliFrame leverages Microsoft-built AI, which processes the video stream in the cloud





## Surface Hub 2S: Now a Teams Rooms on Windows device

- Welcome to the family! Surface Hub will join the Teams Rooms family later this year as the first touch-enabled board running Teams Rooms on Windows.
- Newly released Teams Rooms features will now come to Surface Hub on Day 1, so look forward to great hybrid meetings with layouts like Front Row (which will look beautiful on the 85-inch screen, if we do say so).
- And with streamlined management and compatibility with any Teams-certified Rooms devices, it's easier than ever to add a Surface Hub for premium collaboration alongside traditional setups.
- To learn more about what's coming to Surface Hub, visit the [Surface IT Pro Blog](#).



Surface Hub 2S 50" home screen with Teams Rooms on Windows 1

# AV-CENTER

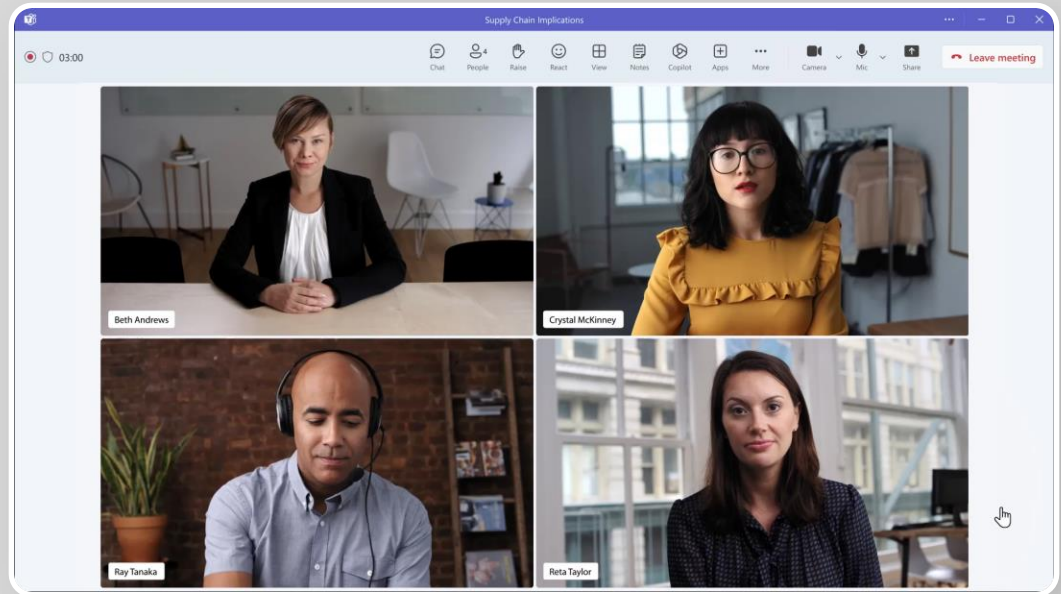


## Copilot in Teams

Copilot helps you run effective meetings, get up to speed, organize key discussion points, and summarize actions.

Some example prompts you can ask **Copilot**:

- Summarize what I've missed in the meeting.
- Create a table of pros and cons for [*topic*].
- What decisions were made, and what are some suggested next steps?



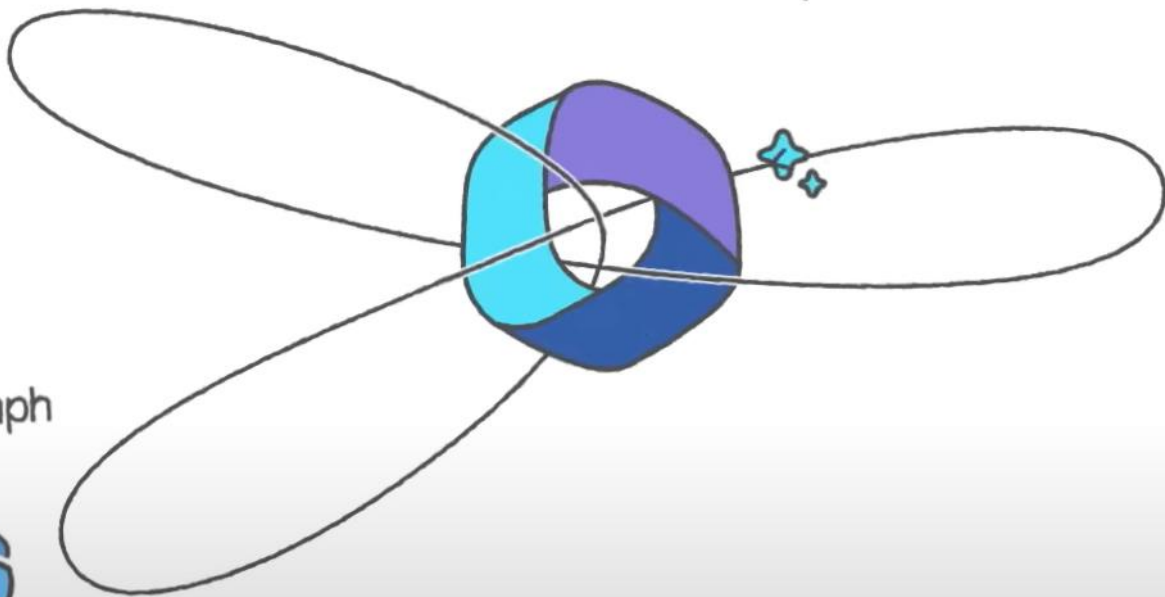


# The Copilot System

# Microsoft 365 Apps



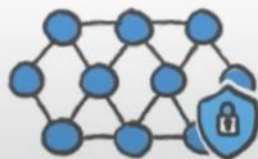
# Microsoft 365 Copilot



Large Language Model



Microsoft Graph



-Your data-

emails, files, meetings, chats,  
calendars, and contacts

## Eksempler på mødelokaler



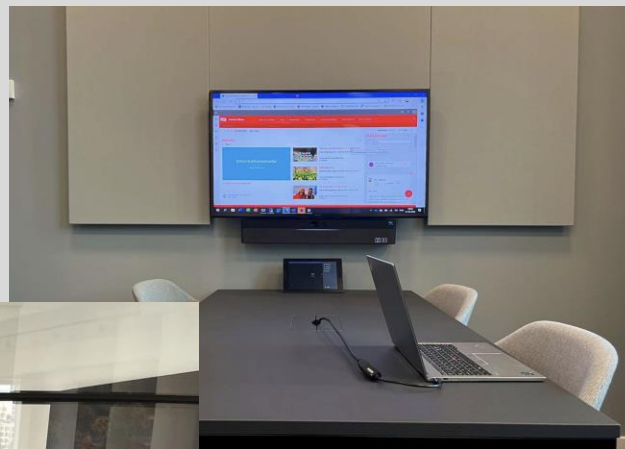
## Fra det enkle til det avancerede

- "Dårlig", "god nok" eller "optimal akustik".
- Det rigtige og nødvendige lys.
- Adgang til og afskærmning af sollys.
- Afstand til skærm og kamera.
- Valg af bord og stole.
- Æstetik og indeklima.





## Fra det enkle til det avancerede



## Fra det enkle til det avancerede



## Værd at vide om sikkerhed og administration af Teams møderum



## Monitoring Teams Devices

I	II	III	IV	V	VI
Teams Room on Windows	Teams Room on Android	Surface Hub	Teams Panel	Teams Phone	Teams Display
Teams Admin Center	Teams Admin Center	Teams Admin Center	Teams Admin Center	Teams Admin Center	Teams Admin Center
Pro Management Portal	Pro Management Portal	Pro Management Portal	Pro Management Portal	Pro Management Portal	Pro Management Portal
Azure Monitor	Azure Monitor	Azure Monitor	Azure Monitor	Azure Monitor	Azure Monitor
3rd Party Tools	3rd Party Tools	3rd Party Tools	3rd Party Tools	3rd Party Tools	3rd Party Tools



Recommended:  
**Teams Admin Center & Pro Portal**

### Monitor & Ensure Stability of Your Devices

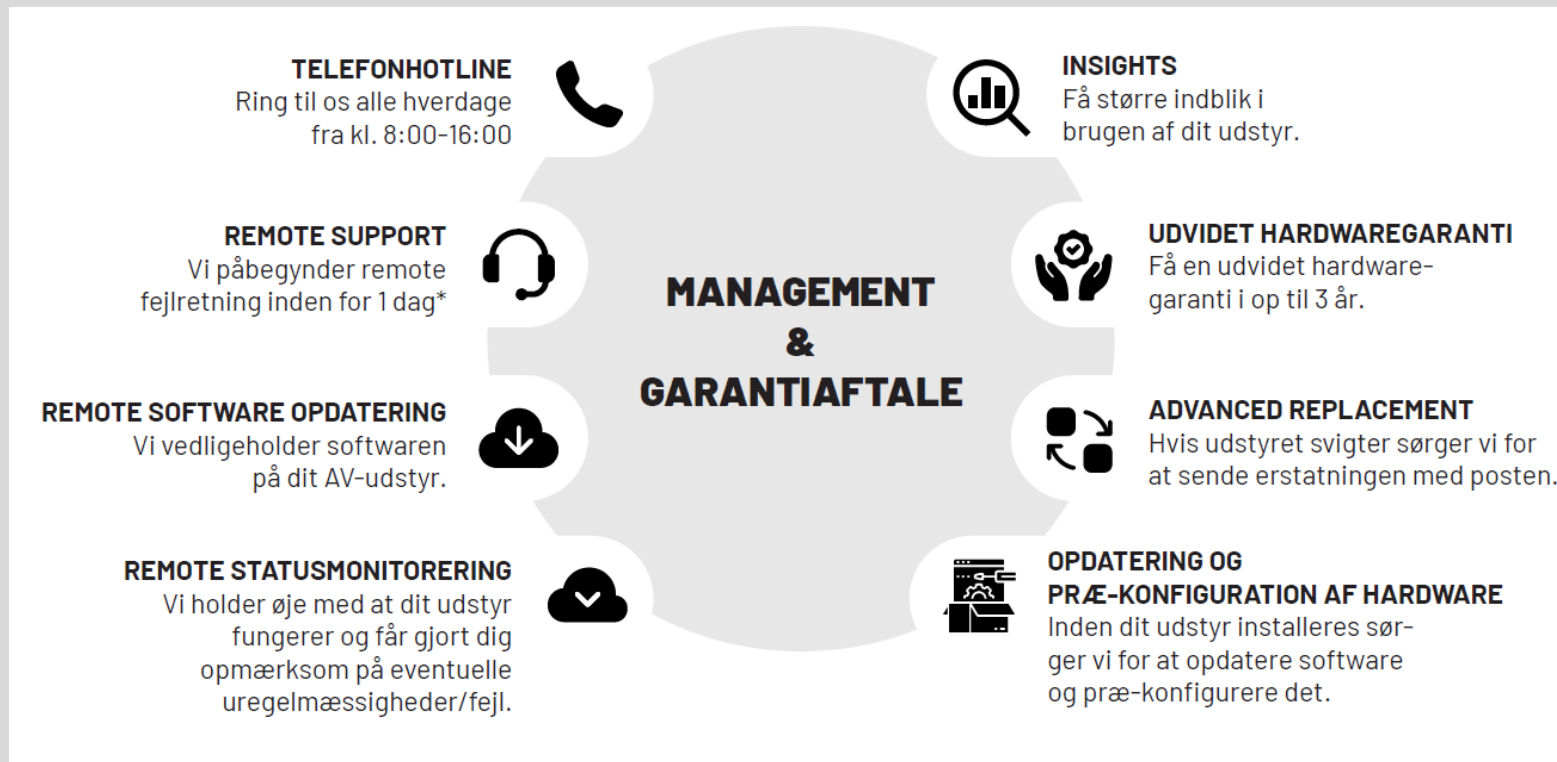
- Ensure you are always running the latest certified Teams device software & firmware
- Know when your devices are online or offline
- Monitor connected peripherals
- Proactive solutions to resolve issues with your devices
- Role based access control to ensure the right people monitor the right devices

Available

Coming Soon

Not Available

## Services



## Opsummering



Besøg [avcenter.dk/events-kurser](https://avcenter.dk/events-kurser) for optagelser af dette og tidligere arrangementer.

Kontakt din AV CENTER rådgiver og hør nærmere om, hvordan vi kan hjælpe dig!



## Vi hjælper jer sikkert i mål

Alle de viste produkter og løsninger forhandles af AV CENTER.

Vores rådgivere er klar til at hjælpe jer, med at designe den rigtige løsning.

**Vores erfaring - din tryghed**